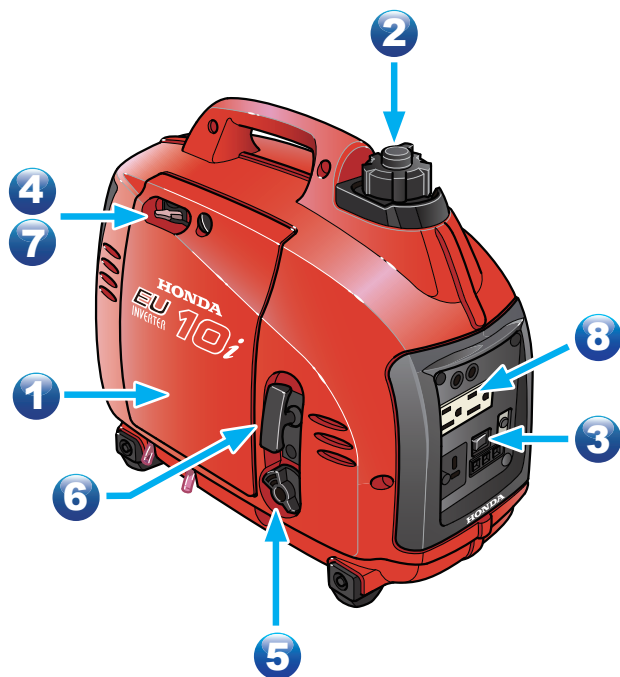


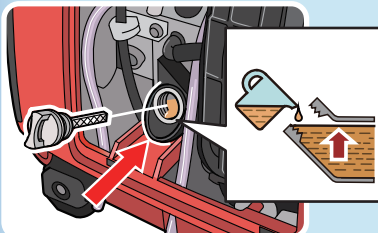


不可靠近火源使用發電機。

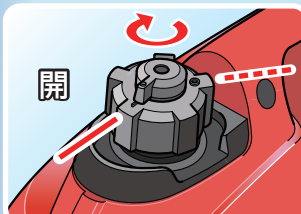


▶ 如何起動

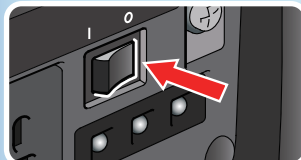
1 檢查引擎機油



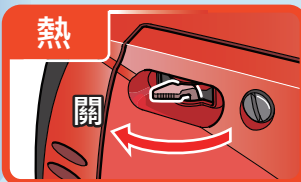
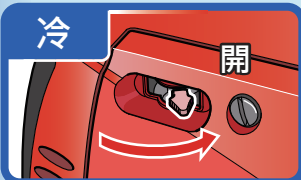
2 通氣桿開啟



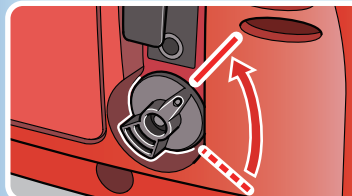
3 ECO 節氣門開關關閉



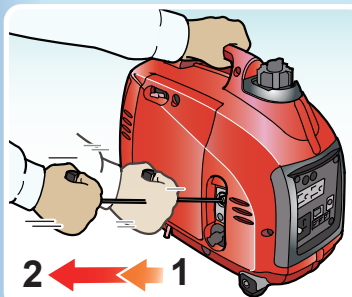
4 阻氣門開 / 關



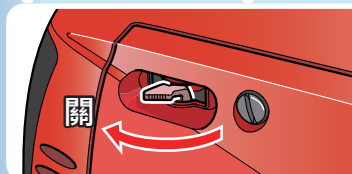
5 引擎開關開啟



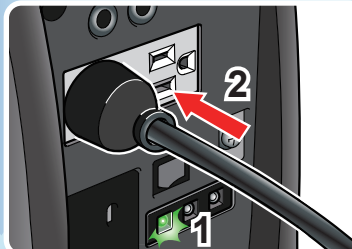
6 起動



7 (阻氣門關閉)



8 插接




▶ 如何熄火

5 → 2


* 在操作發電機之前閱讀並理解使用說明書。

⚠ 安全！小心！


✓ 遠離易燃物。



✓ 不可在屋內使用。



✓ 不可在潮濕的情況下使用。



✓ 不可連接到家戶迴路。

